

















25 200m Individual Medley Women Final

Official

Total

Rank	Competitor	Age	Club	RT	PTS	Result
1	 Adams Maia	21	 Pirates Swi...	0.69		2:20.25 Entry: 2:19.00 +1.25
	25m: 14.17		50m: 31.18 (17.01)			
	75m: 49.11 (17.93)		100m: 1:06.33 (17.22)			
	125m: 1:26.65 (20.32)		150m: 1:46.62 (19.97)			
	175m: 2:03.95 (17.33)		200m: 2:20.25 (16.30)			
2	 Hurley Kate	17	 Pirates Swi...	0.73		2:21.99 Entry: 2:22.73 -0.74
	25m: 14.53		50m: 31.57 (17.04)			
	75m: 50.40 (18.83)		100m: 1:08.56 (18.16)			
	125m: 1:28.84 (20.28)		150m: 1:49.15 (20.31)			
	175m: 2:06.33 (17.18)		200m: 2:21.99 (15.66)			
3	 van Veldhui...	17	 Heretaunga...	0.73		2:22.09 Entry: 2:20.04 +2.05
	25m: 13.48		50m: 29.82 (16.34)			
	75m: 47.46 (17.64)		100m: 1:04.40 (16.94)			
	125m: 1:26.49 (22.09)		150m: 1:48.81 (22.32)			
	175m: 2:06.31 (17.50)		200m: 2:22.09 (15.78)			
4	 Skidmore E...	18	 Trojans Swi...	0.75		2:28.39 Entry: 2:24.04 +4.35
	25m: 13.62		50m: 29.44 (15.82)			
	75m: 47.99 (18.55)		100m: 1:06.08 (18.09)			
	125m: 1:28.98 (22.90)		150m: 1:52.40 (23.42)			
	175m: 2:10.94 (18.54)		200m: 2:28.39 (17.45)			
5	 Franklin Pa...	17	 Central Ha...	0.71		2:28.41 Entry: 2:28.10 +0.31
	25m: 14.74		50m: 32.30 (17.56)			
	75m: 51.54 (19.24)		100m: 1:10.05 (18.51)			
	125m: 1:31.62 (21.57)		150m: 1:53.14 (21.52)			
	175m: 2:11.57 (18.43)		200m: 2:28.41 (16.84)			
6	 Carter Scout	17	 Ice Breaker...	0.61		2:29.91 Entry: 2:27.28 +2.63
	25m: 15.40		50m: 33.50 (18.10)			
	75m: 54.12 (20.62)		100m: 1:13.10 (18.98)			
	125m: 1:34.16 (21.06)		150m: 1:55.41 (21.25)			
	175m: 2:13.46 (18.05)		200m: 2:29.91 (16.45)			
7	 Fisher Jaim...	27	 Enterprise ...	0.75		2:31.23 Entry: 2:26.58 +4.65
	25m: 15.20		50m: 32.73 (17.53)			
	75m: 52.31 (19.58)		100m: 1:11.16 (18.85)			
	125m: 1:33.30 (22.14)		150m: 1:56.14 (22.84)			
	175m: 2:14.34 (18.20)		200m: 2:31.23 (16.89)			
8	 Harper Ma...	13	 Trojans Swi...	0.75		2:38.13 Entry: 2:37.89 +0.24

25m: 15.75 50m: 34.95 (19.20)
 75m: 55.01 (20.06) 100m: 1:14.10 (19.09)
 125m: 1:38.34 (24.24) 150m: 2:02.25 (23.91)
 175m: 2:21.17 (18.92) 200m: 2:38.13 (16.96)

9



Fernandez ...

14



Napier Aqu...

0.70

2:41.88

Entry: 2:40.80 +1.08

25m: 16.02 50m: 35.89 (19.87)
 75m: 57.89 (22.00) 100m: 1:18.75 (20.86)
 125m: 1:41.86 (23.11) 150m: 2:04.41 (22.55)
 175m: 2:24.65 (20.24) 200m: 2:41.88 (17.23)

10



Carter Pho...

13



Ice Breaker...

0.70

2:42.13

Entry: 2:41.62 +0.51

25m: 17.27 50m: 38.14 (20.87)
 75m: 59.77 (21.63) 100m: 1:19.74 (19.97)
 125m: 1:42.58 (22.84) 150m: 2:05.55 (22.97)
 175m: 2:25.03 (19.48) 200m: 2:42.13 (17.10)

11



Thirkell So...

13



Palmerston...

0.66

2:46.04

Entry: 2:53.42 -7.38

25m: 15.54 50m: 35.43 (19.89)
 75m: 56.82 (21.39) 100m: 1:17.54 (20.72)
 125m: 1:42.55 (25.01) 150m: 2:07.31 (24.76)
 175m: 2:27.99 (20.68) 200m: 2:46.04 (18.05)

12



Williams Br...

12



Enterprise ...

0.53

2:47.33

Entry: 2:43.59 +3.74

25m: 15.24 50m: 34.73 (19.49)
 75m: 56.41 (21.68) 100m: 1:17.45 (21.04)
 125m: 1:43.55 (26.10) 150m: 2:10.20 (26.65)
 175m: 2:30.21 (20.01) 200m: 2:47.33 (17.12)

13



Martin Ruby

12



Enterprise ...

0.66

2:47.61

Entry: 2:53.07 -5.46

25m: 16.51 50m: 36.83 (20.32)
 75m: 57.73 (20.90) 100m: 1:18.48 (20.75)
 125m: 1:44.20 (25.72) 150m: 2:10.53 (26.33)
 175m: 2:30.47 (19.94) 200m: 2:47.61 (17.14)

14



Wishnowsk...

16



Heretaunga...

0.62

2:51.39

Entry: 2:52.78 -1.39

25m: 15.88 50m: 35.80 (19.92)
 75m: 59.21 (23.41) 100m: 1:21.89 (22.68)
 125m: 1:45.56 (23.67) 150m: 2:10.60 (25.04)
 175m: 2:32.17 (21.57) 200m: 2:51.39 (19.22)

15



Henricksen...

12



Palmerston...

2:54.86

Entry: 3:01.45 -6.59

25m: 17.80 50m: 40.46 (22.66)
 75m: 1:02.93 (22.47) 100m: 1:24.28 (21.35)
 125m: 1:50.16 (25.88) 150m: 2:17.36 (27.20)
 175m: 2:37.26 (19.90) 200m: 2:54.86 (17.60)

16



Heberley M...

12



Heretaunga...

0.61



2:55.09

Entry: 3:02.51 -7.42

25m: 16.29 50m: 36.43 (20.14)
 75m: 59.30 (22.87) 100m: 1:21.48 (22.18)
 125m: 1:47.63 (26.15) 150m: 2:13.83 (26.20)
 175m: 2:35.58 (21.75) 200m: 2:55.09 (19.51)

17  Boucher Ta... 13  Trojans Swi... 0.69 **2:57.04**
 Entry: 3:03.27 -6.23

25m: 17.43 50m: 39.73 (22.30)
 75m: 1:03.33 (23.60) 100m: 1:25.80 (22.47)
 125m: 1:51.48 (25.68) 150m: 2:17.93 (26.45)
 175m: 2:38.40 (20.47) 200m: 2:57.04 (18.64)

18  Bennetts S... 11  Whanganui... 0.76 **2:57.93**
 Entry: 3:06.78 -8.85

25m: 16.55 50m: 36.40 (19.85)
 75m: 1:00.52 (24.12) 100m: 1:22.59 (22.07)
 125m: 1:49.50 (26.91) 150m: 2:16.46 (26.96)
 175m: 2:38.14 (21.68) 200m: 2:57.93 (19.79)

19  Baskett Molly 12  Whanganui... **3:02.62**
 Entry: 3:08.32 -5.70



25m: 17.89 50m: 38.87 (20.98)
 75m: 1:02.66 (23.79) 100m: 1:23.99 (21.33)
 125m: 1:51.83 (27.84) 150m: 2:19.04 (27.21)
 175m: 2:41.41 (22.37) 200m: 3:02.62 (21.21)

20  Neill Payton 14  Heretaunga... 0.57 **3:03.75**
 Entry: 3:05.26 -1.51


25m: 16.81 50m: 37.49 (20.68)
 75m: 1:00.37 (22.88) 100m: 1:22.95 (22.58)
 125m: 1:51.97 (29.02) 150m: 2:20.02 (28.05)
 175m: 2:42.12 (22.10) 200m: 3:03.75 (21.63)

21  Thirkell Mya 11  Palmerston... 0.77 **3:03.78**
 Entry: 3:08.37 -4.59

25m: 17.68 50m: 39.22 (21.54)
 75m: 1:02.44 (23.22) 100m: 1:25.11 (22.67)
 125m: 1:53.89 (28.78) 150m: 2:21.84 (27.95)
 175m: 2:43.59 (21.75) 200m: 3:03.78 (20.19)

22  Wilson-Win... 10  Whanganui... 0.69 **3:08.26**
 Entry: 3:29.30 -21.04

25m: 18.77 50m: 40.92 (22.15)
 75m: 1:04.93 (24.01) 100m: 1:27.70 (22.77)
 125m: 1:56.70 (29.00) 150m: 2:25.61 (28.91)
 175m: 2:47.45 (21.84) 200m: 3:08.26 (20.81)

23  Burns Pippa 11  Greendale ... 0.79 **3:08.44**
 Entry: 3:09.54 -1.10

25m: 18.27 50m: 41.61 (23.34)
 75m: 1:06.47 (24.86) 100m: 1:30.18 (23.71)
 125m: 1:57.18 (27.00) 150m: 2:25.79 (28.61)
 175m: 2:47.99 (22.20) 200m: 3:08.44 (20.45)

24  Caviale-Del... 13  Trojans Swi... 0.63 **3:08.62**
 Entry: 3:02.91 +5.71

25m: 16.50 50m: 36.51 (20.01)
 75m: 59.47 (22.96) 100m: 1:22.69 (23.22)
 125m: 1:52.91 (30.22) 150m: 2:23.44 (30.53)
 175m: 2:47.30 (23.86) 200m: 3:08.62 (21.32)

25



O'Connor ...

11



Greendale ...

3:12.45

Entry: 3:16.94 -4.49

25m: 18.66 50m: 41.55 (22.89)
 75m: 1:07.02 (25.47) 100m: 1:30.83 (23.81)
 125m: 2:00.40 (29.57) 150m: 2:29.66 (29.26)
 175m: 2:52.43 (22.77) 200m: 3:12.45 (20.02)

26



Soro Mali

12



Central Ha...

3:16.69

Entry: 3:23.53 -6.84

25m: 19.21 50m: 43.13 (23.92)
 75m: 1:11.15 (28.02) 100m: 1:37.20 (26.05)
 125m: 2:05.53 (28.33) 150m: 2:33.09 (27.56)
 175m: 2:56.01 (22.92) 200m: 3:16.69 (20.68)

27



Paki Maia

10



Whanganui... 0.73

3:18.26

Entry: 3:27.56 -9.30

25m: 18.91 50m: 43.79 (24.88)
 75m: 1:10.92 (27.13) 100m: 1:35.88 (24.96)
 125m: 2:04.88 (29.00) 150m: 2:34.07 (29.19)
 175m: 2:57.66 (23.59) 200m: 3:18.26 (20.60)

28



Scott Avis

11



Central Ha...

3:23.25

Entry: 3:23.84 -0.59

25m: 19.86 50m: 43.95 (24.09)
 75m: 1:11.10 (27.15) 100m: 1:36.69 (25.59)
 125m: 2:07.30 (30.61) 150m: 2:36.21 (28.91)
 175m: 3:00.59 (24.38) 200m: 3:23.25 (22.66)

29



Timms Rylee

11



Napier Aqu... 0.77

3:25.16

Entry: 3:31.63 -6.47

25m: 20.75 50m: 49.27 (28.52)
 75m: 1:15.11 (25.84) 100m: 1:39.89 (24.78)
 125m: 2:12.26 (32.37) 150m: 2:42.95 (30.69)
 175m: 3:06.03 (23.08) 200m: 3:25.16 (19.13)

30



Johnson H...

10



Trojans Swi... 0.64

3:26.52

Entry: 3:45.95 -19.43

25m: 20.11 50m: 46.91 (26.80)
 75m: 1:14.18 (27.27) 100m: 1:40.28 (26.10)
 125m: 2:11.56 (31.28) 150m: 2:42.28 (30.72)
 175m: 3:05.95 (23.67) 200m: 3:26.52 (20.57)

31



Greer Heidi

10



Napier Aqu...

3:26.66

25m: 20.01 50m: 45.82 (25.81)
 75m: 1:12.64 (26.82) 100m: 1:37.94 (25.30)
 125m: 2:10.00 (32.06) 150m: 2:43.31 (33.31)
 175m: 3:05.83 (22.52) 200m: 3:26.66 (20.83)